



DOON PUBLIC SCHOOL

iCBSE



WELCOME

to the

nursery



DOON PUBLIC SCHOOL

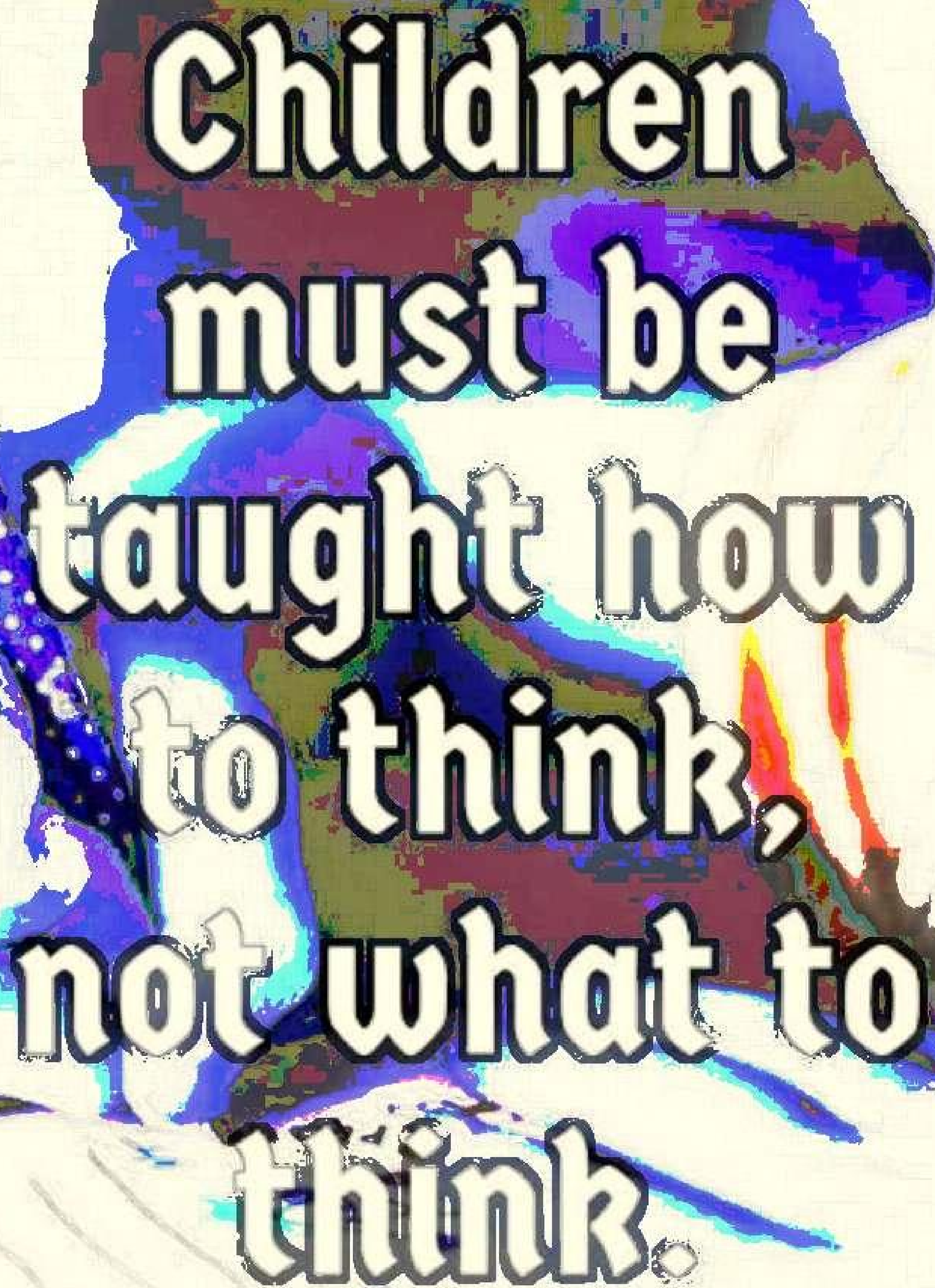
SHIVPURI LINK ROAD/CITY CENTER, GWALIOR

SESSION - 2020- 21

HOLIDAY HOMEWORK

OF

ENGLISH /HINDI / MATHS/ G.K.



**Children
must be
taught how
to think,
not what to
think.**

Disney
LEARNING

A

MATHS



1 Develops number sense and builds foundation for numeracy skills

2 Provides number stickers for sensorial development

3 Reinforces concepts through fun-filled activities

Learning is Fun with your Disney Friends

NAME -

DATE -

TRACE THE NUMBERS.

1

5

9

2

6

10

3

7





4



















































8



Slanting Lines

Trace the slanting lines.










	1				
	2				
	3				
	4				
	5				
	6				
	7				
	8				
	9				
	10				


WKS -

Trace

standing

line.




























Circle 1 thing in each row.



Car tracing the cars.



One - Tracing the lines





4.



3.

10.

6.

5.

2.



7.



8.



Disney
LEARNING

A

PICTURE DICTIONARY



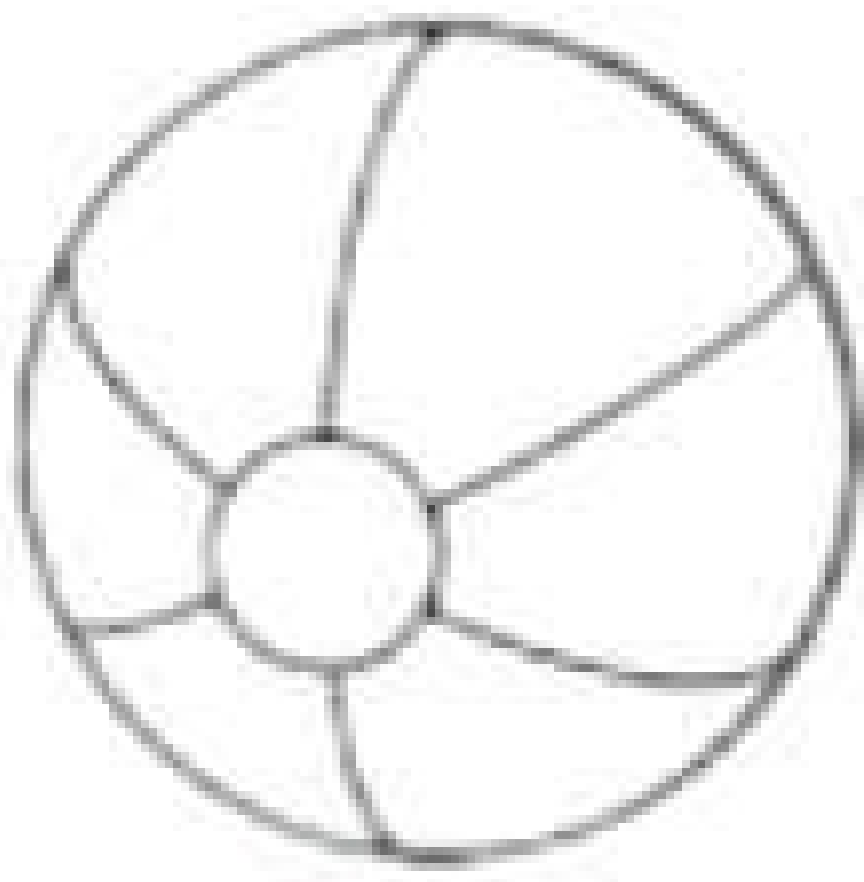
1 Engaging stories to help children relate to their world

2 More than 200 words

3 Beautiful illustrations for picture word recognition

Learning is Fun with your Disney Friends

Color the picture



ball



butterfly



banana



Trace the letter



Let's Revise

Match each thing to the beginning sound of its name.



BALL






DOG



APPLE




CAT





3.



5



Name.....

Class.....

Date.....

अक्षरों को ट्रेस करें (aksharon ko trace karen) — Trace the letters

अ — (A)



अनार (Anaar)

As A in Apple

अ

अ

अ

अ

अ

अ

अ

अ

अ

अ

अ

अ

अ

अ

अ

अ

अ

अ

अ

अ

अ

अ

अ

अ

अ

अ

अ

अ


अ

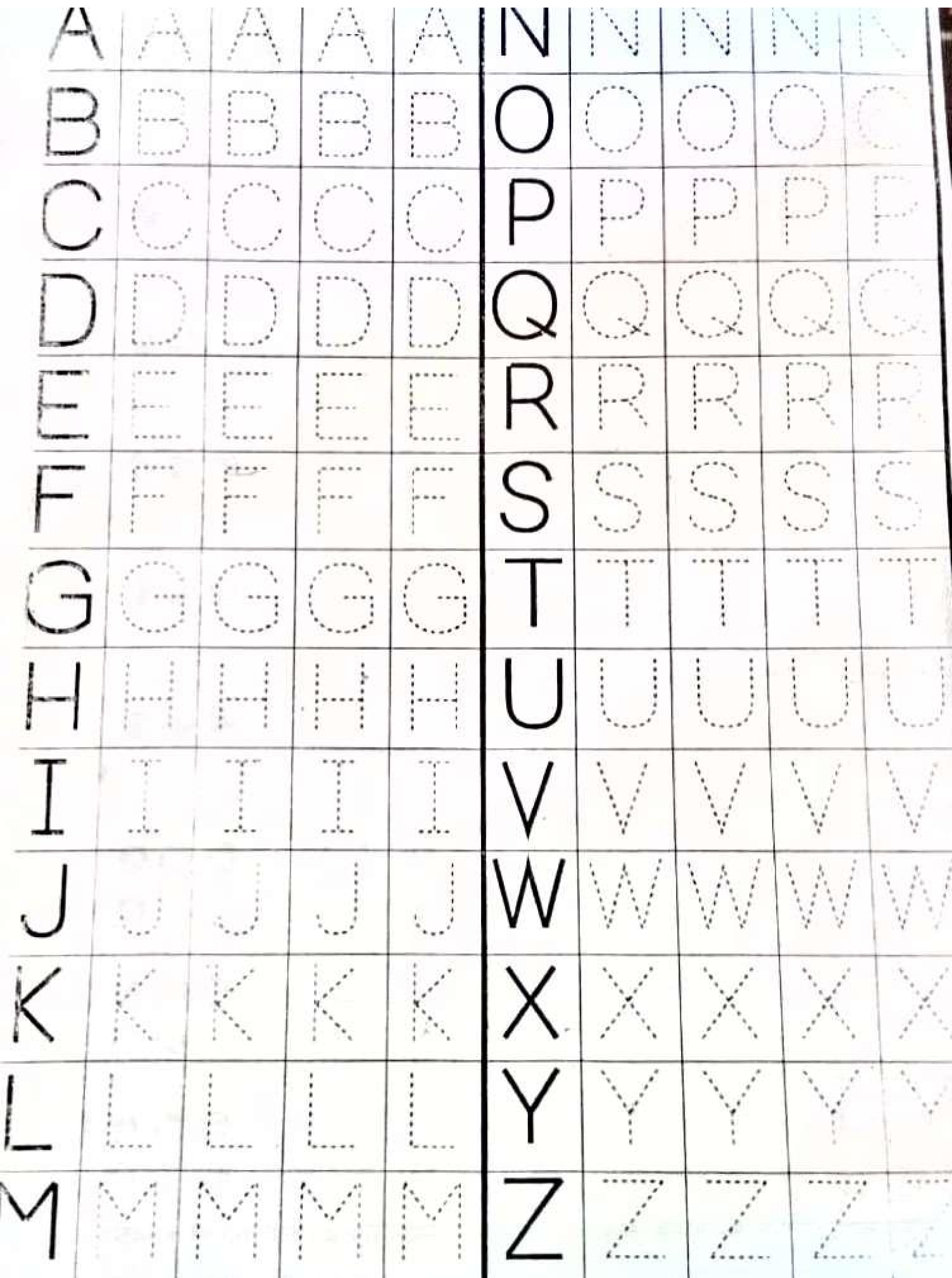
अ

NAME -

DATE -

TRACE IT.

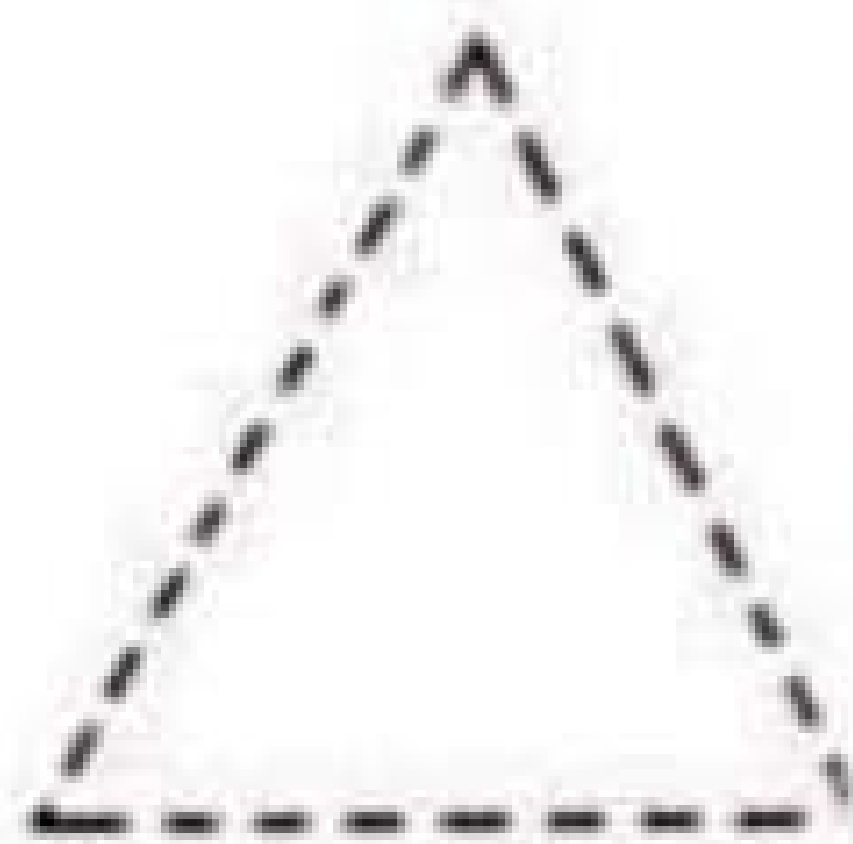

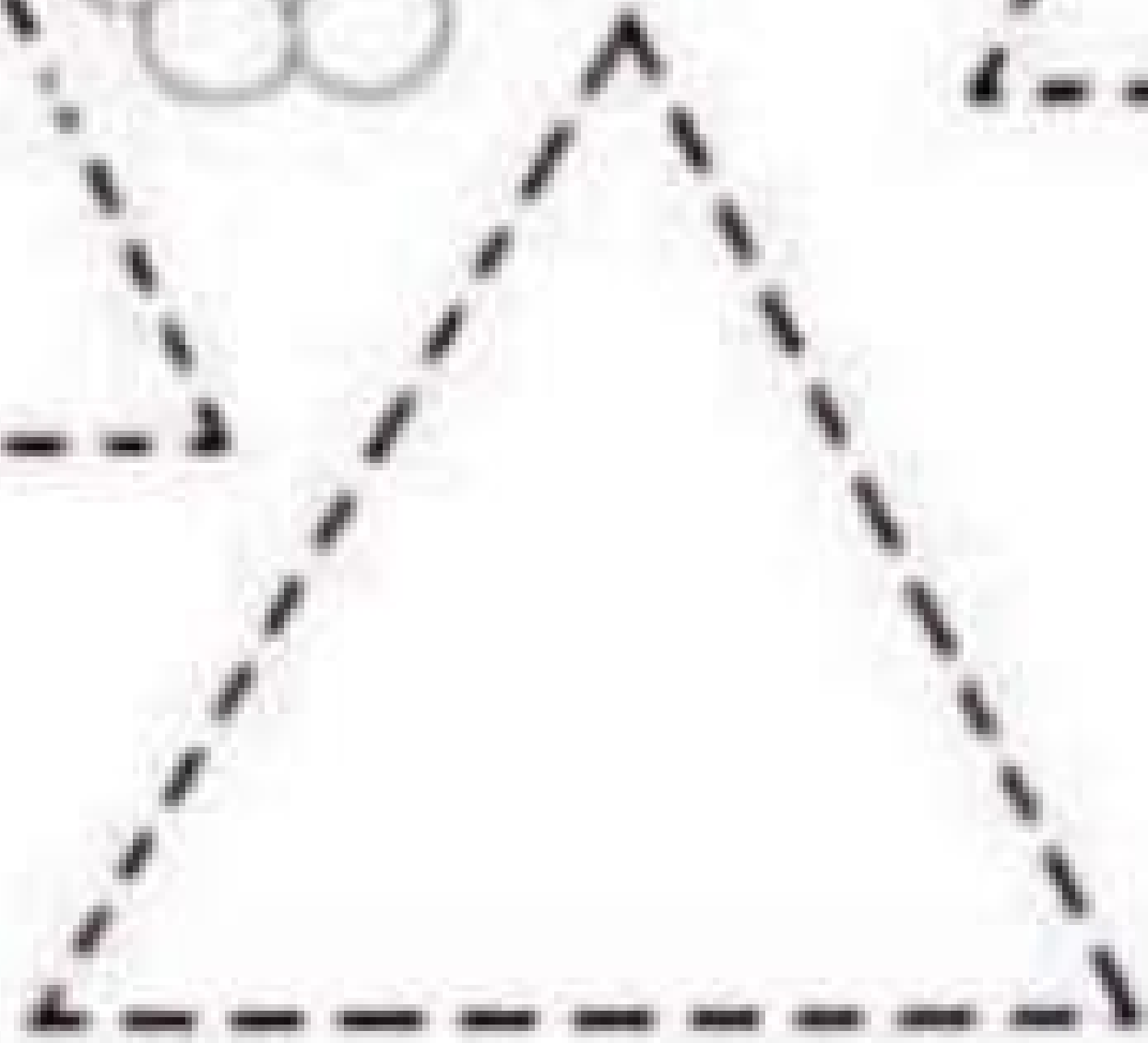












Triangle Tracing

Instructions: Trace the triangles along the dashed lines.






GET GOING



Trace over the lines to help the bees reach the flowers.



© 2015 by The McGraw-Hill Companies, All Rights Reserved

Level 1, Term 1



Creative Curriculum for All
www.creativecurriculumforall.com




Teacher's Signature _____

Circle the picture that starts with the alphabet sound

Study 1


E




F



G



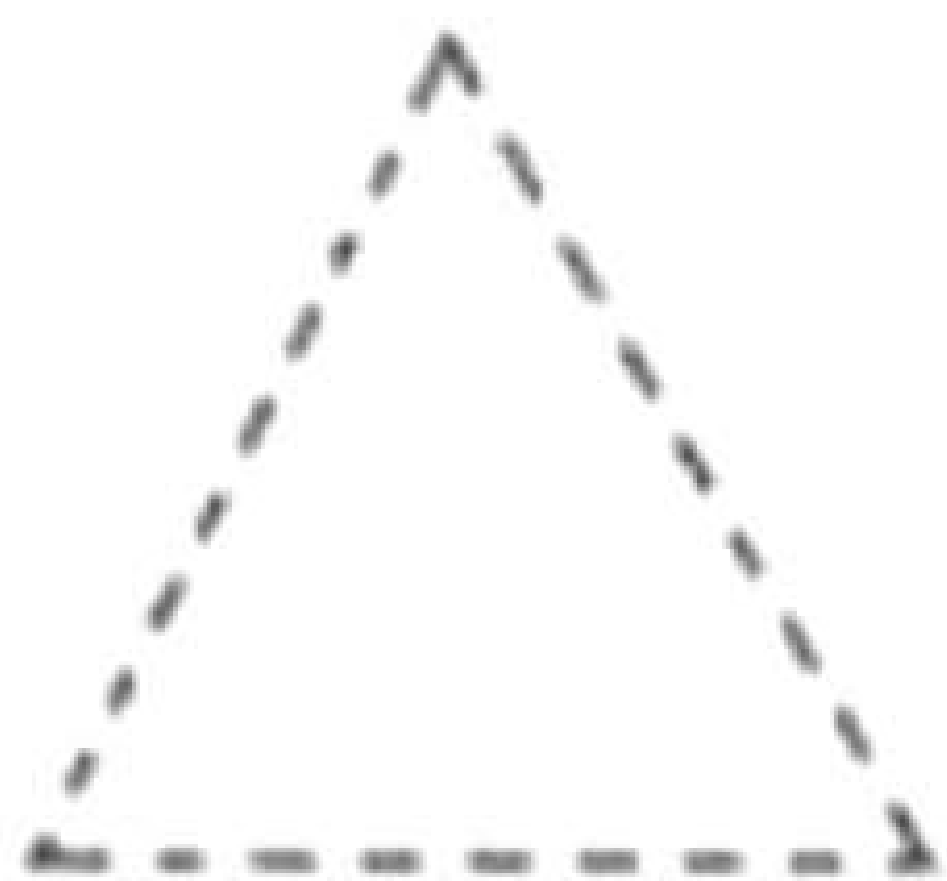
H





Triangle Tracing

Instructions: Trace the triangles along the dashed lines.





Trace over the lines to help the bees reach the flowers.

Tracing practice for bees reaching flowers. Each row starts with a bee and ends with a flower. The paths are as follows:

- Row 1: A straight horizontal dashed line with an arrow pointing right.
- Row 2: A wavy dashed line with arrows indicating the direction of the waves.
- Row 3: A zigzag dashed line with arrows indicating the direction of the zigzag.
- Row 4: A sharp zigzag dashed line with arrows indicating the direction.
- Row 5: A small, frequent zigzag dashed line with arrows indicating the direction.
- Row 6: A dashed line with five circular loops, each containing an arrow showing a counter-clockwise direction.

"Best Wishes for the Holidays,
and for health and Happiness
throughout the coming year"

Note: Students have to follow text books.